

PIANO



Adventures[®] by Nancy and Randall Faber

THE BASIC PIANO METHOD

CONTENTS

UNIT 1 The Family of C's		UNIT 8 The Dotted Quarter Note	
☆ The Time Machine	2	☆ Kum Ba Yah	18
UNIT 2 Arpeggios		☆ Für Elise	20
☆ The Dragon Hunt	4	UNIT 9 The Primary Chords	
UNIT 3 Sixth (6th)		☆ In My Red Convertible	24
☆ Pagoda in the Purple Mist	6	☆ Everybody Loves Saturday Night	26
UNIT 4 The C Major Scale		UNIT 10 The F Major Scale	
☆ A Day at the Carnival	8	☆ The British Grenadiers	28
☆ Sunburst Waltz	10	☆ The Banana Boat Song	32
UNIT 5 The G Major Scale		☆ Classic Sonatina	34
☆ Theme by Haydn	12	☆ 1. Allegro	34
UNIT 6 About the Damper Pedal		☆ 2. Andante moderato	36
☆ The Milky Way	14	☆ 3. Presto	38
UNIT 7 The Eighth Rest			
☆ Dudelsack	16		
☆ Rockin' Bagpipes	16		

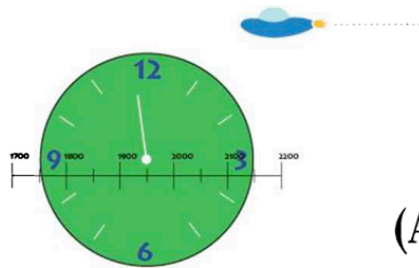
ISBN 978-1-61677-086-0 Printed Edition

Copyright © 1994, 2013 Dovetree Productions, Inc.

c/o FABER PIANO ADVENTURES, 3042 Creek Dr., Ann Arbor, MI 48108

International Copyright Secured. All Rights Reserved. Printed in U.S.A.

WARNING: The music, text, design, and graphics in this publication are protected by copyright law. Any duplication is an infringement of U.S. copyright law.

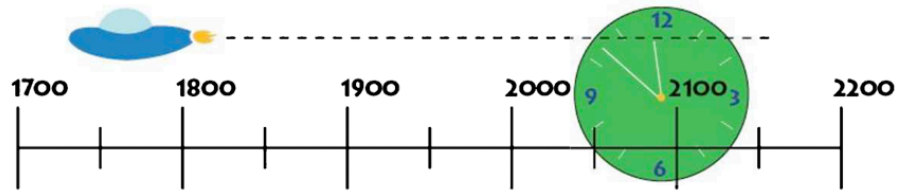


The Time Machine

(A Stop at the 18th Century)

Dynamic Check: Remember the *p* (*piano*) and *f* (*forte*) signs!

Allegro moderato (moderately fast, ♩ = 108-120)



9

Musical notation for measures 9, 10, and 11. Measure 9 starts with a treble clef and a 3-measure rest. Measure 10 has a bass clef with a 5-fingered chord. Measure 11 has a treble clef with a forte (*f*) dynamic and a melodic line. A slur covers measures 10 and 11.

12

Musical notation for measures 12 and 13. Measure 12 has a treble clef with a piano (*p*) dynamic and a melodic line. Measure 13 has a bass clef with a 1-2 fingered chord. A slur covers measures 12 and 13.

14

Musical notation for measures 14, 15, and 16. Measure 14 has a treble clef with a forte (*f*) dynamic and a melodic line. Measure 15 has a bass clef with a 1-fingered chord. Measure 16 has a treble clef with a 3-5 fingered chord. A slur covers measures 14 and 15.

DISCOVERY



This piece begins on beat 3 with an **upbeat** (or pick-up note).
Tell your teacher what you know about an upbeat and an *incomplete last measure*.

Teacher Duet: (Student plays as written)

Musical notation for a Teacher Duet in 3/4 time. The notation is split into two staves. The first staff contains measures 3, 6, and 9. The second staff contains measures 9, 12, and 14. Dynamics include *pp* (pianissimo) and *mf* (mezzo-forte). Fingerings are indicated with numbers 1-5. A slur covers measures 12 and 14.



The Dragon Hunt

A Minor 5-Finger Scale

With energy (♩ = 108-132)

Musical notation for measures 1-3. Treble clef, 4/4 time. Measure 1: whole rest. Measure 2: whole rest. Measure 3: repeat sign, followed by a half note G4 (finger 1), quarter note A4 (finger 5), quarter note B4, quarter note C5, quarter note D5, quarter note E5, quarter note F5, quarter note G5. Bass clef: quarter note G3 (finger 5), quarter note A3 (finger 1), quarter note B3, quarter note C4, quarter note D4, quarter note E4, quarter note F4, quarter note G4. Dynamics: *mp* in measure 3, *mf* in measure 3.

Musical notation for measures 4-6. Measure 4: half note G4 (finger 1), quarter note A4 (finger 4), quarter note B4 (finger 3), quarter note C5 (finger 2), quarter note D5, quarter note E5, quarter note F5, quarter note G5. Bass clef: quarter note G3 (finger 5), quarter note A3 (finger 4), quarter note B3 (finger 1), quarter note C4 (finger 5), quarter note D4, quarter note E4, quarter note F4, quarter note G4. Measure 5: half note G4 (finger 1), quarter note A4 (finger 2), quarter note B4 (finger 1), quarter note C5 (finger 2), quarter note D5, quarter note E5, quarter note F5, quarter note G5. Bass clef: quarter note G3 (finger 1), quarter note A3 (finger 2), quarter note B3 (finger 1), quarter note C4 (finger 1), quarter note D4 (finger 2), quarter note E4 (finger 3), quarter note F4, quarter note G4. Measure 6: half note G4 (finger 1), quarter note A4 (finger 2), quarter note B4 (finger 1), quarter note C5 (finger 2), quarter note D5, quarter note E5, quarter note F5, quarter note G5. Bass clef: quarter note G3 (finger 1), quarter note A3 (finger 2), quarter note B3 (finger 1), quarter note C4 (finger 1), quarter note D4 (finger 2), quarter note E4 (finger 3), quarter note F4, quarter note G4. Dynamics: *p* in measure 5.

Musical notation for measures 7-9. Measure 7: half note G4 (finger 1), quarter note A4 (finger 1), quarter note B4 (finger 1), quarter note C5 (finger 1), quarter note D5 (finger 1), quarter note E5 (finger 1), quarter note F5 (finger 1), quarter note G5 (finger 1). Bass clef: quarter note G3 (finger 5), quarter note A3 (finger 1), quarter note B3 (finger 1), quarter note C4 (finger 1), quarter note D4 (finger 1), quarter note E4 (finger 1), quarter note F4 (finger 1), quarter note G4 (finger 1). Measure 8: half note G4 (finger 1), quarter note A4 (finger 1), quarter note B4 (finger 1), quarter note C5 (finger 1), quarter note D5 (finger 1), quarter note E5 (finger 1), quarter note F5 (finger 1), quarter note G5 (finger 1). Bass clef: quarter note G3 (finger 5), quarter note A3 (finger 1), quarter note B3 (finger 1), quarter note C4 (finger 1), quarter note D4 (finger 1), quarter note E4 (finger 1), quarter note F4 (finger 1), quarter note G4 (finger 1). Measure 9: half note G4 (finger 1), quarter note A4 (finger 4), quarter note B4 (finger 3), quarter note C5 (finger 2), quarter note D5, quarter note E5, quarter note F5, quarter note G5. Bass clef: quarter note G3 (finger 5), quarter note A3 (finger 4), quarter note B3 (finger 1), quarter note C4 (finger 5), quarter note D4, quarter note E4, quarter note F4, quarter note G4. Dynamics: *mf* in measure 7.

On repeat, jump to the Special Ending, measure 19.

Musical notation for measures 10-12. Measure 10: half note G4 (finger 5), quarter note A4 (finger 1), quarter note B4 (finger 1), quarter note C5 (finger 1), quarter note D5 (finger 1), quarter note E5 (finger 1), quarter note F5 (finger 1), quarter note G5 (finger 1). Bass clef: quarter note G3 (finger 1), quarter note A3 (finger 1), quarter note B3 (finger 1), quarter note C4 (finger 1), quarter note D4 (finger 1), quarter note E4 (finger 1), quarter note F4 (finger 1), quarter note G4 (finger 1). Measure 11: half note G4 (finger 1), quarter note A4 (finger 4), quarter note B4 (finger 3), quarter note C5 (finger 2), quarter note D5, quarter note E5, quarter note F5, quarter note G5. Bass clef: quarter note G3 (finger 1), quarter note A3 (finger 4), quarter note B3 (finger 3), quarter note C4 (finger 2), quarter note D4, quarter note E4, quarter note F4, quarter note G4. Measure 12: half note G4 (finger 1), quarter note A4 (finger 4), quarter note B4 (finger 3), quarter note C5 (finger 2), quarter note D5, quarter note E5, quarter note F5, quarter note G5. Bass clef: quarter note G3 (finger 1), quarter note A3 (finger 4), quarter note B3 (finger 3), quarter note C4 (finger 2), quarter note D4, quarter note E4, quarter note F4, quarter note G4. Dynamics: *f* in measure 10, *p* in measure 11.

13

Repeat from *measure 3*. At *measure 11*, jump to the Special Ending.

16

19 Special "Dragon" Ending

21

(prepare L.H.)



Be an adventurer! Can you *transpose* this piece to the **D minor 5-finger scale**?



Pagoda in the Purple Mist

Hold the right foot pedal down throughout the entire piece.

Flowing gently (♩ = 100-120)

Teacher Duet: (Student plays 1 octave higher)

13

f

1 4

17

L.H. 2 over

mf

1 3 5 5 3 1

1 4

21

mp

p as soft as possible

8va

1 5



Can you play this piece on all **black keys**? Move your hand position down a *half step*.

13 17

mf

1. 2.

21

p *pp*



A Day at the Carnival

Key of C Major



Cheerfully (♩ = 112-144)

1

mf *p*

Rides and prizes

5

are at the car - ni - val fair.

p

I see a

2 1 2

cross under

4 1 3 2

9

mf *p*

roll - er coast - er

1

Teacher Duet: (Student plays 1 octave higher)

1 9

R.H.

L.H.

p

5 13

1. 3. 2. 4.

Fine

13

for me to ride if I dare!

1 5

5 1

Fine

17

mf

5 1 3 2

5 1 3 2

1 2

21

mf

5 1 3 2

3

4 1 3 2

D.C. al Fine



DISCOVERY

Find the three R.H. scale patterns. Name the starting note of each pattern.
What do you notice about the fingering?

17

mp

1 5 4

5 4

21

mp


1 2

1

D.C. al Fine
(take repeats)

Sunburst Waltz

Key of ____ Major



Waltz Check: Can you play beats 2 and 3 *lighter* than beat 1?

Gracefully (♩ = 120-144)

Musical notation for measures 1-4. Treble clef, 3/4 time signature. Bass clef accompaniment. Dynamics: *mp*. Fingerings: 5, 1, 3, 4, 1, 2, 5, 1, 2.

Musical notation for measures 5-8. Treble clef, 3/4 time signature. Bass clef accompaniment. Dynamics: *mf*. Measure 5 is boxed with a '5'. Fingerings: 5, 4, 5.

Musical notation for measures 9-12. Treble clef, 3/4 time signature. Bass clef accompaniment. Measure 9 is boxed with a '9'. Fingerings: 4, 5, 1, 4, 1, 3.

Musical notation for measures 13-16. Treble clef, 3/4 time signature. Bass clef accompaniment. Dynamics: *mf*. Measure 13 is boxed with a '13'. Fingering: 5.

17

21

25

29

33



Name the harmony in each measure for *measures 1-16* as I or V7.

Franz Joseph Haydn



Theme by Haydn*

Key of G Major

Franz Joseph Haydn
(1732-1809, Austria)
adapted

- First practice the R.H. alone for the quick shifts on the repeated notes.

Allegro (♩ = 108-132)

Teacher Duet: (Student plays 1 octave higher)



9

11

14



DISCOVERY Can you transpose *Theme by Haydn* to the key of C major?

9

mf

11

14



The Milky Way

Key of Major

Spinning gently (♩ = 88-104)

2 3 4 5 2

p

mf

L.H. 2 over to F#

3

2

4

2

(prepare L.H.)

5

1 2 3 4 1

p

mf

L.H. 2 over to E

7

1

3

1

(prepare L.H.)



9

p

mf

L.H. 2 over

11

p

(prepare L.H.)

13

mp

(prepare L.H.)

15

Are you playing the F# in each chord?

8va

rit.

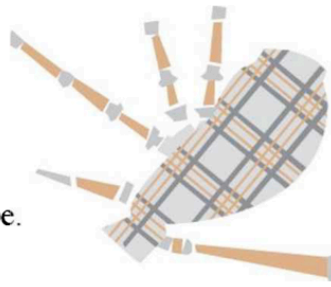
p

as soft as possible

L.H. 1/5 over



Does the R.H. begin on the *tonic*, *dominant*, or *leading tone* in the key of **G major**?



Dudelsack (Bagpipes)

This piece is very old—written 400 years ago!
The L.H. 5ths imitate the steady drone of a bagpipe.

Unknown composer
(circa 1600)
original form

Moderately (♩ = 126)

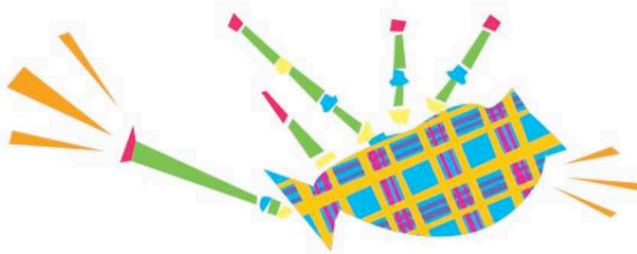
Here is a “rock” arrangement of the same piece.

- Listen to your teacher demonstrate the music.
Imitate the rhythms you hear.

Rockin’ Bagpipes

Fast rock beat (♩ = 160-172)

arranged by N. Faber



9

mf

12

15

p

18

mp *mf* *f*

ritardando



Which hand uses an **eighth rest**? On what beat does the eighth rest occur?



Kum Ba Yah

("Come By Here")

This piece will help you practice graceful lifts across the keys.

Peacefully (♩ = 76-92)

Traditional African

1. Kum ba yah, my Lord, kum ba yah. Kum ba

mp *p*

(prepare)

Detailed description: This system contains the first four measures of the piece. The treble clef staff has a 4/4 time signature. The first measure starts with a piano (*mp*) dynamic and contains the notes G4, A4, and B4. The second measure contains G4, A4, and B4. The third measure contains G4, A4, and B4. The fourth measure contains G4, A4, and B4. The bass clef staff has a 4/4 time signature. The first measure is a whole rest. The second measure contains a triad of G3, B2, and D3. The third measure contains a triad of G3, B2, and D3. The fourth measure contains a triad of G3, B2, and D3. There are fingerings 1, 3, 5, 1, 2, 1, 5, 1 written above the notes. A 'prepare' instruction is at the end.

4 yah, my Lord, kum ba yah. Kum ba

mp *p*

(prepare)

Detailed description: This system contains measures 5-8. The treble clef staff continues the melody. Measure 5: G4, A4, B4. Measure 6: G4, A4, B4. Measure 7: G4, A4, B4. Measure 8: G4, A4, B4. The bass clef staff continues the accompaniment. Measure 5: G3, B2, D3. Measure 6: G3, B2, D3. Measure 7: G3, B2, D3. Measure 8: G3, B2, D3. There are fingerings 1, 3, 4, 5 written above the notes. A 'prepare' instruction is at the end.

7 yah, my Lord, kum ba yah. Oh, Lord,

Detailed description: This system contains measures 9-12. The treble clef staff continues the melody. Measure 9: G4, A4, B4. Measure 10: G4, A4, B4. Measure 11: G4, A4, B4. Measure 12: G4, A4, B4. The bass clef staff continues the accompaniment. Measure 9: G3, B2, D3. Measure 10: G3, B2, D3. Measure 11: G3, B2, D3. Measure 12: G3, B2, D3. There are fingerings 1, 3, 5, 1, 5, 1, 5, 3 written above the notes.

11

kum ba yah.

p *f* 2. Some - one's sing - ing, Lord,

1 2 5 5 3 1

14

kum ba yah.

p *f* Some - one's sing - ing, Lord,

4 1 5 1

cross 2 over

17

kum ba yah.

p *f* Some - one's sing - ing, Lord, kum ba yah.

4 5 1 2 1

21

p *f* Oh, Lord, kum ba yah.

1 3 5

Additional lyrics

- 3. Someone's sleeping, Lord, kum ba yah...
- 4. Someone's crying, Lord, kum ba yah...
- 5. Someone's praying, Lord, kum ba yah...
- 6. Someone's shouting, Lord, kum ba yah...



Für Elise*

Ludwig van Beethoven
(1770–1827, Germany)
arranged

With motion (♩ = 92-108)

The first system of musical notation consists of two staves. The upper staff is in treble clef with a key signature of one sharp (F#) and a 3/4 time signature. It begins with a piano (*p*) dynamic marking. The first measure contains a half note G4 (finger 5) and a quarter note A4 (finger 4). The second measure contains a half note B4 (finger 2), a quarter note C5 (finger 4), and a quarter note D5 (finger 3). The third measure contains a half note E5 (finger 1) and a quarter rest. The lower staff is in bass clef and contains a half note G2 and a quarter rest. A slur connects the first two measures of the upper staff, and another slur connects the first two measures of the lower staff. Fingering numbers 5, 4, 2, 4, 3, and 1 are placed above the notes in the upper staff. A slur with fingering numbers 5, 3, and 1 is placed below the notes in the lower staff.

The second system of musical notation consists of two staves. The upper staff begins with a measure rest marked with a box containing the number 3. The first measure contains a half note G4 (finger 2) and a quarter note A4 (finger 1). The second measure contains a half note B4 (finger 3) and a quarter note C5 (finger 1). The third measure contains a half note D5 (finger 1), a quarter note E5 (finger 5), and a quarter note F#5 (finger 4). The lower staff contains a half note G2 and a quarter rest. A slur connects the first two measures of the upper staff, and another slur connects the first two measures of the lower staff. Fingering numbers 2, 3, 1, 5, and 4 are placed above the notes in the upper staff. Fingering numbers 5, 2, 1, and 5 are placed below the notes in the lower staff.

The third system of musical notation consists of two staves. The upper staff begins with a measure rest marked with a box containing the number 5. The first measure contains a half note G4 (finger 5) and a quarter note A4 (finger 2). The second measure contains a half note B4 (finger 1), a quarter note C5 (finger 2), and a quarter note D5 (finger 1). The third measure contains a half note E5 (finger 1) and a quarter rest. The lower staff contains a half note G2 and a quarter rest. A slur connects the first two measures of the upper staff, and another slur connects the first two measures of the lower staff. Fingering numbers 5, 2, 1, and 1 are placed above the notes in the upper staff. A fingering number 5 is placed below the note in the lower staff.

***Note to Teacher:** This simplification of Beethoven's famous Für Elise is included here for musical pleasure and pianistic development. It is not intended for competitions or festivals which designate only authentic keyboard repertoire.

7

Musical notation for measures 7 and 8. Measure 7: Treble clef has a half note G4 with a slur and finger 2, followed by a quarter rest. Bass clef has a half note G3 with a slur and finger 5, followed by quarter notes A3, B3, C4, and D4 with fingers 2, 1, and 2 respectively. Measure 8: Treble clef has a half note G4 with a slur and finger 1, followed by a quarter rest. Bass clef has a half note G3 with a slur and finger 5, followed by quarter notes A3, B3, and C4.

9

Musical notation for measures 9 and 10. Measure 9: Treble clef has a half note G4 with a slur and finger 1, followed by quarter notes A4, B4, and C5 with fingers 2, 3, and 2 respectively. Bass clef has a whole rest. Measure 10: Treble clef has a half note G4 with a slur and finger 1, followed by a quarter rest. Bass clef has a half note G3 with a slur and finger 5, followed by quarter notes A3, B3, and C4.

11

Musical notation for measures 11 and 12. Measure 11: Treble clef has a half note G4 with a slur and finger 2, followed by a quarter rest. Bass clef has a half note G3 with a slur and finger 5, followed by quarter notes A3, B3, and C4 with finger 2. Measure 12: Treble clef has a half note G4 with a slur and finger 3, followed by a quarter rest. Bass clef has a half note G3 with a slur and finger 5, followed by quarter notes A3, B3, and C4.

13

Musical notation for measures 13 and 14. Measure 13: Treble clef has a half note G4 with a slur and finger 1, followed by quarter notes A4, B4, and C5 with fingers 2, 3, and 2 respectively. Bass clef has a whole rest. Measure 14: Treble clef has a half note G4 with a slur and finger 1, followed by a quarter rest. Bass clef has a half note G3 with a slur and finger 5, followed by quarter notes A3, B3, and C4.

15

(prepare L.H.)

17

mf

19

(prepare)

21

(Hint: the left, the right, the left, the right hand)

23

now be - gins the theme a -

p gain.)

5

25

5

27

29

rit.

2


3



Can you spell the name **Beethoven** correctly? Practice writing it until it's easy!

In My Red Convertible

Key of ___ Major



Cruising along (♩ = 88-100)

5 1 3 4 1

mf In my red con - vert - i - ble,

3 1 3

dream - y red con - vert - i - ble,

5 3 1 4

I'd be in the driv - er's seat,

(prepare L.H.)

7

cruis - in' down the cit - y street.

(prepare L.H.)

9

Get a bur-ger down on Main, cruise in, cruise

(prepare L.H.)

1/3 5 1/2 5 move 1/3 5 1/2 5 move

12

on.

15

mp

p

5 1 2 5 3 5 3 1

DISCOVERY



Where does the L.H. imitate the R.H.? Show your teacher.

Teacher Duet: (Student plays as written)

R.H. 1 2 3 5

L.H. *f* *mf*

7 9 12 15

8va

R.H. 5 2 tremolo

L.H. 2 4 *p*



Everybody Loves Saturday Night

Key of ____ Major

Rather fast (♩ = 112-132)

Traditional

Musical notation for the first system, including treble and bass clefs, a key signature of one sharp (F#), and a 4/4 time signature. The melody is in the treble clef, and the accompaniment is in the bass clef. The lyrics are: "Ev - 'ry - bod - y loves Sat - ur - day night." Fingerings are indicated by numbers 1-5. A circled '2' with 'over' below it indicates a second ending.

5

Musical notation for the second system, continuing the melody and accompaniment from the first system. The lyrics are: "Ev - 'ry - bod - y loves Sat - ur - day". Fingerings are indicated by numbers 1-5.

Teacher Duet: (Student plays 1 octave higher)

Musical notation for the Teacher Duet section, consisting of three systems. The first system is labeled 'R.H.' (Right Hand) and 'L.H.' (Left Hand) with a dynamic marking of *mp*. The second system has a dynamic marking of *mf*. The third system has a dynamic marking of *p*. The notation includes various rhythmic patterns, slurs, and fingerings. Measure numbers 1, 5, 9, 13, and 16 are indicated in boxes.

9

night.

f Ev - 'ry - bod - y,

5 3 2 1 5

ev - 'ry - bod - y,

ev - 'ry - bod - y,

ev - 'ry - bod - y,

1 2 3 4 2 1

13

mf ev - 'ry - bod - y

loves Sat - ur - day

night.

3 3 2

16

f

1 2 3 2 3 5



The **eighth rest** in this piece always occurs on:
 beat 1 beat 2 beat 3 beat 4

(circle one)





- Learn both the *Secondo* and *Primo* parts.
- Have fun playing with a friend or your teacher.

The British Grenadiers

Secondo

Play BOTH HANDS *8va LOWER*.

With energy (♩ = 116-132)

Traditional

Musical notation for the first system, measures 1-4. The piece is in 4/4 time with a key signature of one flat (Bb). The music is written for both hands on a grand staff. The first measure has a fingering '5' above the treble clef and '1' below the bass clef. The dynamic marking is *f*. The piece ends with a repeat sign and a first ending bracket labeled '(1 2 3 4)'.

Musical notation for the second system, measures 5-9. The dynamic marking is *mp*. The system includes a first ending bracket labeled '1.' and a second ending bracket labeled '2.'.

Musical notation for the third system, measures 10-12. The dynamic marking is *pp*. Measure 11 features a slur over notes with fingerings '4' and '5'. Measure 12 has a fingering '2' above the note. The system ends with a first ending bracket labeled '1'.

Musical notation for the fourth system, measures 13-16. The dynamic marking is *mp*. Measure 15 features a slur over notes with a fingering '1' above the first note. The piece concludes with a double bar line and a key signature change to one sharp (F#).

The natural cancels the Bb. ↗



The British Grenadiers

Primo

Play BOTH HANDS *8va HIGHER*.

With energy (♩ = 116-132)

Traditional

5 9

cue: (1 2 3 4) *f*

1 1

1. 2.

3 5 1 1 2 1 *mf*

(1 2 3 4) (1 2 3 4)

3 1 5

13

4 4 1 5 5 1 *f* *cross over*

2

1

17

1 3 1 2 1 *Turn page!*

3 1 3

The natural cancels the B \flat .

Secondo

21 Key of ___ Major

Musical score for measures 21-24. The key signature is one sharp (F#). The piece begins with a *mf* dynamic. The right hand plays chords and a melodic line, while the left hand has rests. A *(prepare)* instruction is written below the first measure.

25 29

Musical score for measures 25-29. The piece begins with a *f* dynamic. The right hand features a melodic line with fingerings 1, 3, 5, 1, and 1, 2. The left hand plays chords with fingerings 1, 3, 1, and 5.

1.

2.

33

Musical score for measures 30-33. The piece begins with a *pp* dynamic. The right hand has a melodic line with fingerings (1 2 3 4) and 4. The left hand has rests and chords with fingerings 1 and (1 2 3 4).

37

Musical score for measures 34-37. The piece begins with a *f* dynamic. The right hand has a melodic line with fingerings 1 and 3. The left hand has rests and chords with fingerings 1 and 3.

Musical score for measures 38-41. The piece begins with a *rit.* dynamic. The right hand has a melodic line with fingerings 5, 1 2, 1, 3, and 1 2. The left hand has rests and chords with fingerings 1, 3, and (1 2 3 4). The piece concludes with a *(prepare)* instruction.

Primo

21 Key of ___ Major

25 29

Musical notation for measures 21-25. Measure 21 includes a 'cue' for the bass line. Measure 25 features a piano (*p*) dynamic and a fingering of 5-3-1 in the treble clef.

Musical notation for measures 26-32, including first and second endings. Measure 26 has a fingering of 1-2-3-4. Measure 32 has a fingering of 1-2-3-4 and a forte (*f*) dynamic.

Musical notation for measures 33-36. Measure 33 has a fingering of 4. Measure 34 has a fingering of 2. Measure 35 has a fingering of 1. Measure 36 has a fingering of 5 and a sharp sign (#).

Musical notation for measures 37-42. Measure 37 includes a piano (*p*) dynamic. Measure 42 has a forte (*f*) dynamic.

Musical notation for measures 43-48. Measure 43 has a forte (*f*) dynamic and a fingering of 3. Measure 44 has a fingering of 4. Measure 45 has a fingering of 5 and a *rit.* marking. Measure 48 has a fingering of 3-1-5.



The Banana Boat Song

Happy and carefree (♩ = 132-152)

Jamaican Folk Song

Musical notation for the first system (measures 1-4). The right hand (RH) is in treble clef, and the left hand (LH) is in bass clef. The key signature has one flat (B-flat), and the time signature is 4/4. Measure 1 starts with a forte (*f*) dynamic. Measure 2 has a piano (*p*) dynamic. Measure 3 includes the instruction "move!" and a triplet of eighth notes. Measure 4 ends with a forte (*f*) dynamic. Fingerings are indicated with numbers 1-5. Accents and slurs are used throughout.

Musical notation for the second system (measures 5-8). Measure 5 starts with a forte (*f*) dynamic. Measure 6 has a piano (*p*) dynamic. Measure 7 has a forte (*f*) dynamic. Measure 8 ends with a forte (*f*) dynamic. Fingerings and dynamics are clearly marked.

Teacher Duet: (Student plays as written)

Musical notation for the first part of the Teacher Duet (measures 1-8). The left hand (L.H.) is in bass clef. Measure 1 starts with a forte (*f*) dynamic. Measure 2 has a piano (*p*) dynamic. Measure 3 has a forte (*f*) dynamic. Measure 4 has a piano (*p*) dynamic. Measure 5 has a forte (*f*) dynamic. Measure 6 has a piano (*p*) dynamic. Measure 7 has a forte (*f*) dynamic. Measure 8 has a piano (*p*) dynamic. The notation includes first and second endings.

Musical notation for the second part of the Teacher Duet (measures 9-16). Measure 9 starts with a mezzo-forte (*mf*) dynamic. Measure 10 has a piano (*p*) dynamic. Measure 11 has a mezzo-forte (*mf*) dynamic. Measure 12 has a piano (*p*) dynamic. Measure 13 has a mezzo-forte (*mf*) dynamic. Measure 14 has a piano (*p*) dynamic. Measure 15 has a mezzo-forte (*mf*) dynamic. Measure 16 has a piano (*p*) dynamic.

Musical notation for the third part of the Teacher Duet (measures 17-21). Measure 17 starts with a mezzo-forte (*mf*) dynamic. Measure 18 has a piano (*p*) dynamic. Measure 19 has a mezzo-forte (*mf*) dynamic. Measure 20 has a mezzo-piano (*mp*) dynamic. Measure 21 has a forte (*f*) dynamic. The notation includes a ritardando (*rit.*) and an *a tempo* marking. A dashed line indicates an 8-measure rest.

9

13

17

21



Point out the following in this piece:
 I, IV, and V7 chords in the key of F, eighth rest, fermata, and accent mark

Allegro!

Classic Sonatina 1st Movement

A sonatina is an instrumental piece, often with three sections called movements. Each movement has a different character or mood. The **first movement** is *allegro*—cheerful and lively!

Key of _____ Major

A

N. Faber

Allegro (♩ = 138-172)

A1 section A, slightly changed

17 **B**

mp 5-finger scale

5-finger scale

21

mf 5-finger scale

5-finger scale

25 **A1**

f 5-finger scale

p 5-finger scale

29

mf 5-finger scale

5-finger scale

Coda (the Italian word for "ending")

33

mf 5-finger scale

p 5-finger scale

8va - - - - -

The **second movement** is slower and calmer.
 The performer can “show off” their phrasing,
 tone, and pedaling!

2nd Movement

Key of _____ Major

Andante...

- Trace the key signature for the first page of music.

Andante moderato (♩ = 100-116)

17

mf *move* *mp*

3 3 4

1 5

21

pp

5

25

mp

1 5

29

mp

1 2 1 2

33

(prepare) *p* *rit.*

1 5 1 2

Presto!

The **third movement** of a sonatina is usually quite fast and rhythmic! As you play, create “super” staccatos, sharp accents, and colorful dynamics.

3rd Movement

Key of _____ Major

Presto (very fast, “in two,” ♩ = 96-112)

Musical notation for measures 1-4. The piece is in 4/4 time. The right hand (treble clef) features a melodic line with triplets and slurs, starting with a forte (*f*) dynamic. The left hand (bass clef) provides a simple accompaniment with chords and eighth notes. Measure numbers 1, 3, and 4 are indicated above the notes.

Musical notation for measures 5-8. The right hand continues with a melodic line, marked with a piano (*p*) dynamic in measure 5 and a mezzo-forte (*mf*) dynamic in measure 7. The left hand accompaniment remains consistent. Measure numbers 5, 6, 7, and 8 are indicated above the notes.

Musical notation for measures 9-12. The right hand features a melodic line with triplets and slurs, marked with a forte (*f*) dynamic. The left hand accompaniment continues. Measure numbers 9, 10, 11, and 12 are indicated above the notes.

Musical notation for measures 13-16. The right hand continues with a melodic line, marked with a piano (*p*) dynamic in measure 13 and a mezzo-forte (*mf*) dynamic in measure 15. The left hand accompaniment remains consistent. Measure numbers 13, 14, 15, and 16 are indicated above the notes.

17

mp

R.H. 1 2 3 4

R.H. 1

L.H. 4 3 2 1

L.H. 4

19

R.H. 1

1

4

cresc. poco a poco (little by little)

4

L.H. 4

22

4

1

5

f

1

25

mp

3

1

3

1

3

1

3

2 1

29

p *mf*

33

f

37

p

40

mf

43

C chord

E \flat chord

Grand Pause

f *mf* *f*

8va.1